



ARKEL

NEW ERA IN LIFT CONTROL



MONOBLOCK LIFT CONTROL UNIT





ARCUBE combines VVVF drive unit, control board, rescue function and electrical components as a single monoblock lift control unit.





SILENT

COMPACT DESIGN

DURABLE

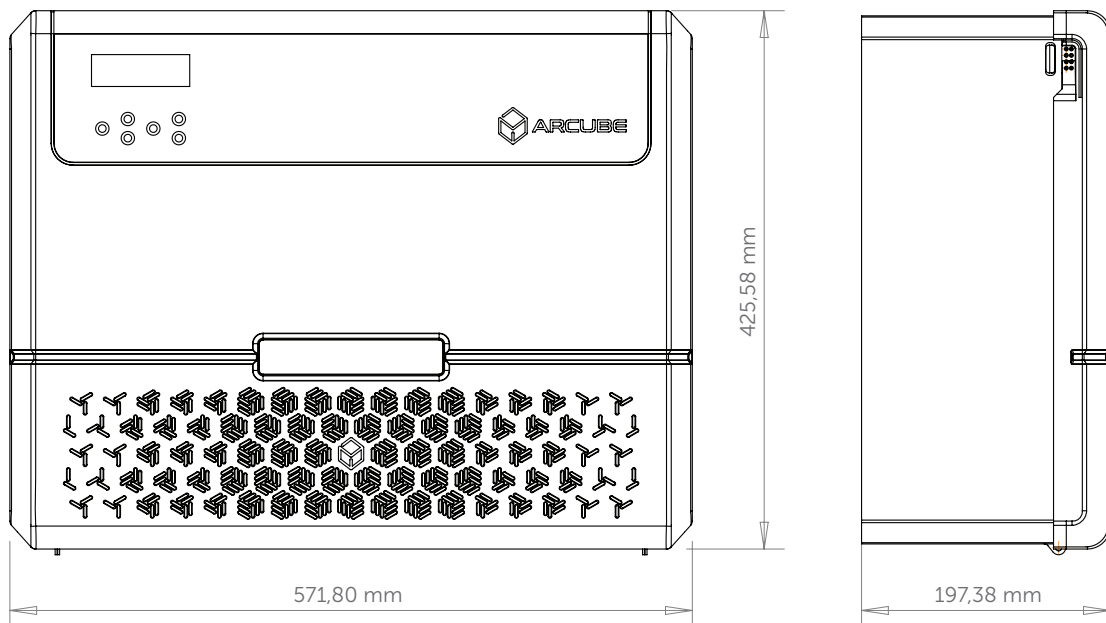
EASY TO INSTALL

INNOVATIVE



Rescue function with Auxiliary power:

- . 1 Phase UPS or 5 x 12V batteries backup power source option
- . Rescue power limitation option depending on the capacity of UPS or batteries. Elimination of UPS battery and damages due to over current
- . Seamless operation by the help of rescue start delay and rescue speed parameters in generator installed buildings





Arcube perfectly meets your needs!

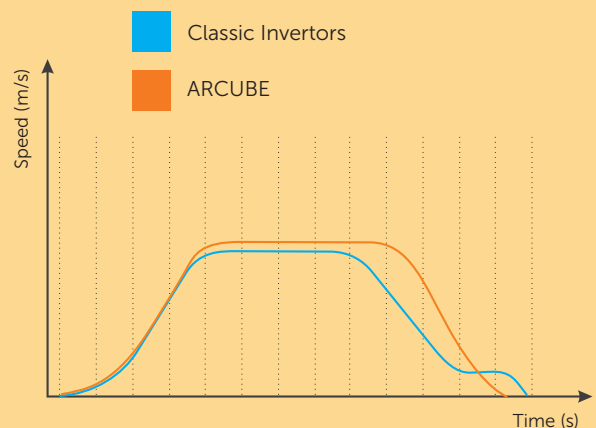
- 📦 Combines VVVF drive unit, control board, rescue function and other electrical components in a single monoblock unit
- 📦 Contactorless design with STO function
- 📦 Small, lightweight and ready to install
- 📦 Compatible with EN81-20 standards
- 📦 Decreased costs due to less travelling cable requirements
- 📦 Direct landing
- 📦 Ability to work with synchronous and asynchronous machines
- 📦 Ability to work open and close loop
- 📦 Reliable and industrialized
- 📦 Energy saving

Features of ARCUBE

Number of Stops	16
Drive Type	Traction
Cabling	Serial or parallel connection options with LOPs and COPs Arcode compatible serial communication units
Car Positioning	Magnetic switches or motor encoder
Door Bridging	Available
Models	4 kW (10A) / 5.5 kW (14A) / 7.5 kW (17A) & 11 kW (26A)
Control Type	Single Button Collective, Double Button Collective
Group Control	Duplex
Elevator Speed	1.75 m/s
Motor Drive type	Contactless drive with STO function
Compliance to Standards	EN 81-20
Rollback Prevention	Rollback prevention at start through pre-torque and anti-rollback functions

With "Direct Landing" feature, ARCUBE:

- Shortens travel time with removal of the creeping distance by dynamic calculation of the travel curve.
- Provides easy setup by automatic detection of the deceleration point.
- No additional parameter setting requirement due to automatic calculation of maximum travelling speed according to the floor distance.



ARCUBE SLIM MRL

Lift Control Unit

thinner
design

2100 mm

250 mm

ARCUBE MRL ARCUBE SLIM MRL

- Combines VVVF drive unit, control board, rescue function and other electrical components in a single unit
- Contactorless design with STO function
- Compact and more thinner design
- Compatible with EN81-20 standards
- Decreased costs due to less traveling cable requirements
- Direct landing
- High comfortable travel thanks to the new generation motor drive technology.
- Reliable and industrialized
- Energy saving
- Re-Leveling and Door Pre-Opening function with integrated relays.
- Compatible with ARKEL ARLINE and ARKEL ARLIFT IoT systems.



ARCUBE MRL

Lift Control Unit

1152 mm



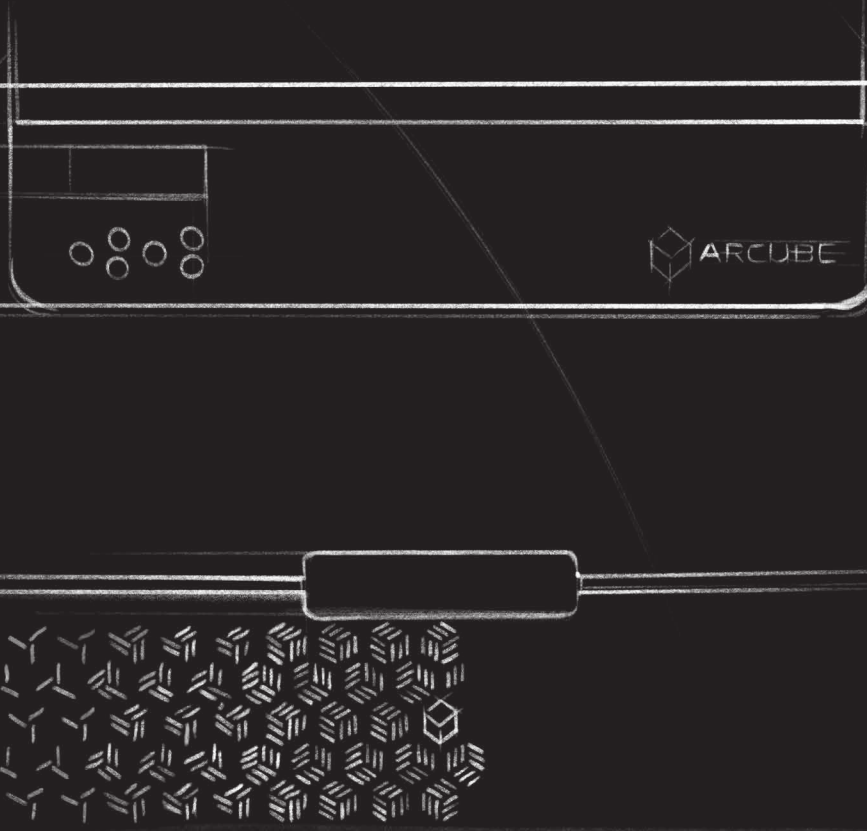
337 mm

Features of ARCUBE MRL / ARCUBE SLIM MRL

Number of Stops	16
Drive Type	Traction (VVVF gearless machine; MRL)
Cabling	Serial or parallel connection options with LOP's and COP's Arcode compatible serial communication units
Car Positioning	Magnetic switches or motor encoder
Door Bridging	Available
Models	4 kW (10A) / 5.5 kW (14A) / 7.5 kW (17A) & 11 kW (26A)
Control Type	Down collective, Full collective
Group Control	Duplex
Elevator Speed	1.75 m/s
Motor Drive Type	Contactless drive with STO function
Menu Languages	Turkish, English, Russian, French, Spanish, Polish, German, Italian,
Loop Type	Close loop
Compliance to Standards	EN 81-20
Rollback Prevention	Rollback prevention at start through pre-torque and anti-rollback functions



ARKEL



ARKEL ELEKTRİK ELEKTRONİK SAN. ve TİC. A.Ş.

Eyüp Sultan Mah. Şah Cihan Cad. No:69 Sancaktepe/Istanbul 34885 TÜRKİYE

T: +90(216) 540 67 24-25 | F: +90 216 540 6726

info@arkel.com.tr | satis@arkel.com.tr | www.arkel.com.tr



facebook.com / ArkelElektrik

twitter.com / ArkelElektrik

youtube.com / ArkelElektrik

linkedin.com / ArkelElektrik

instagram / arkel_elektronik